

Figure 1. Body Weight Gain of Pigs Weaned At Different Ages and Exposed to Different Lighting Treatments

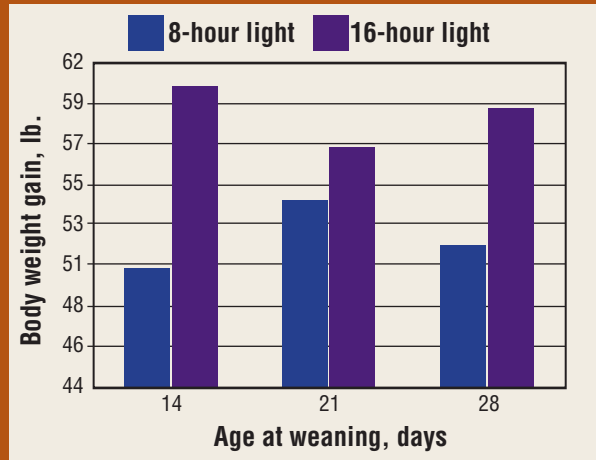


Figure 2. Body Weight at 10 Weeks of Age for Pigs Weaned at Different Ages (14, 21 and 28 Days) and Exposed to Different Lighting (Short, S; Long, L) Treatments

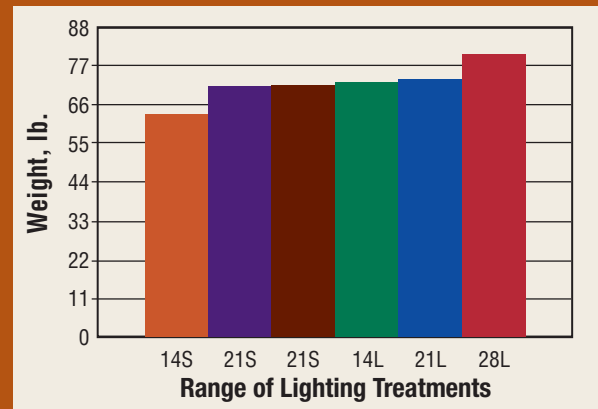
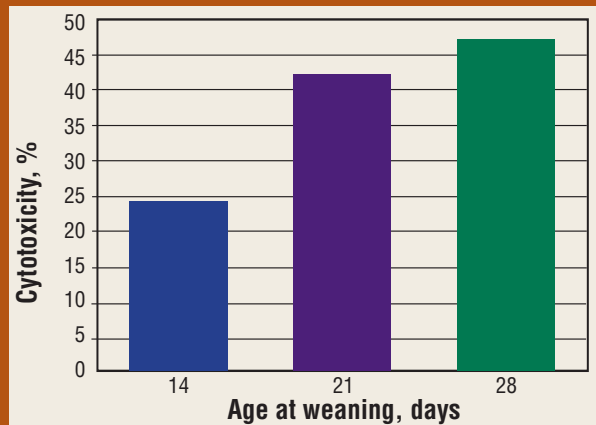


Figure 3. The Killing Ability of Natural Killer Cells* is Higher Among Pigs Weaned at 28 vs. 14 Days of Age.



*Natural killer cells are a type of immune cell that eliminate or attack viruses and cancerous cells.

Figure 4. The Ability of B-lymphocytes to Proliferate is Stimulated by 8 Hours of Light in 28-day Weaned Pigs.

