

Figure 1. Percentage of Time Fighting Observed at 0, 24 Hours and 48 Hours Following Formation of Groups

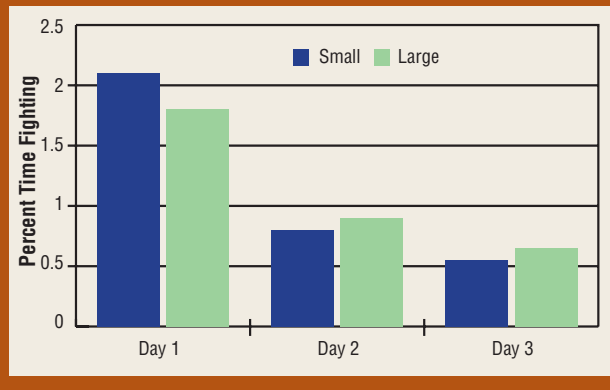
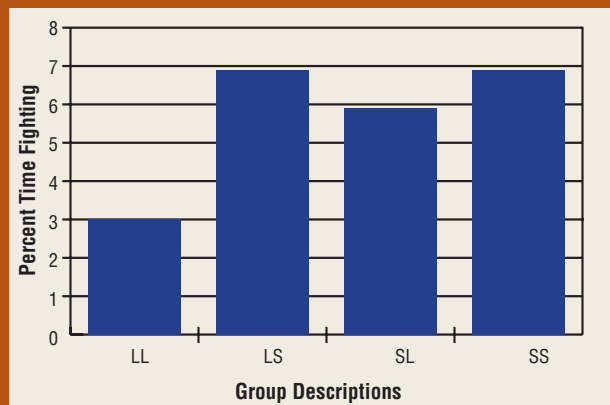
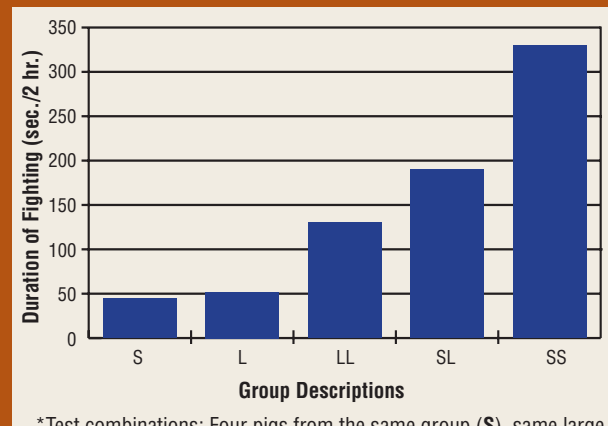


Figure 2. Percentage of Time Spent on Aggression (P<0.05) Upon Mixing of Pigs*



*Test combinations: two pigs transferred from large group to a large group (LL), large group to a small group (LS), small group to a large group (SL) and small group to a small group (SS).

Figure 3. Mean Duration of Fighting Observed in Five Different Pig Combinations Tested (P<0.05)*



*Test combinations: Four pigs from the same group (S), same large group (L), two pigs each from two different small groups (SS), two different large group pigs (LL) and two pigs from a small group and two pigs from a large group (SL).