

Parity Distribution Illustrations from Four Parity Herd Structures in Commercial Sow Herds

Figure 1. An Ideal Parity Distribution for a Commercial Sow

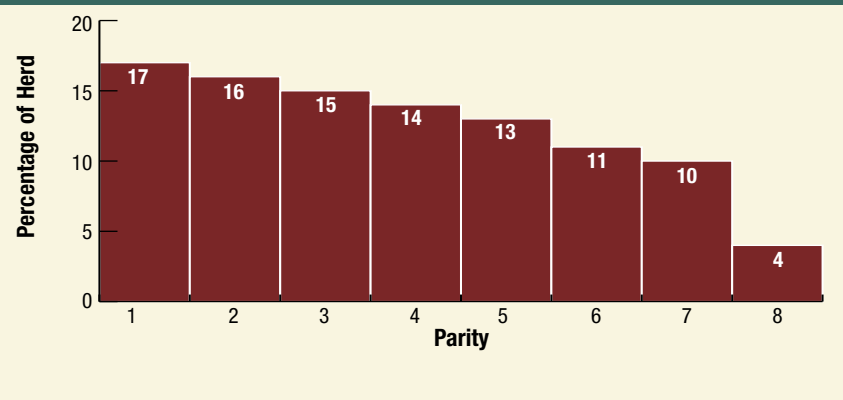


Figure 2. Parity Structure of a Commercial Sow Herd that is Relying on Too Many "Mature" Sows or Sows in Parities 3 Through 5

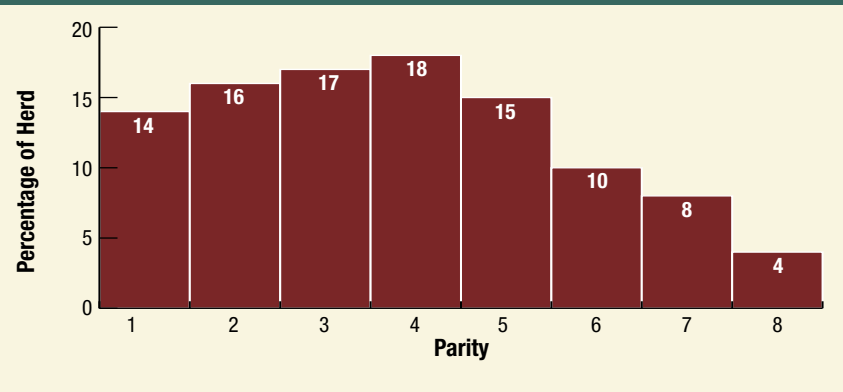


Figure 3. Parity Structure of a Commercial Sow Herd that is Relying on Too Many Females in Parity 1

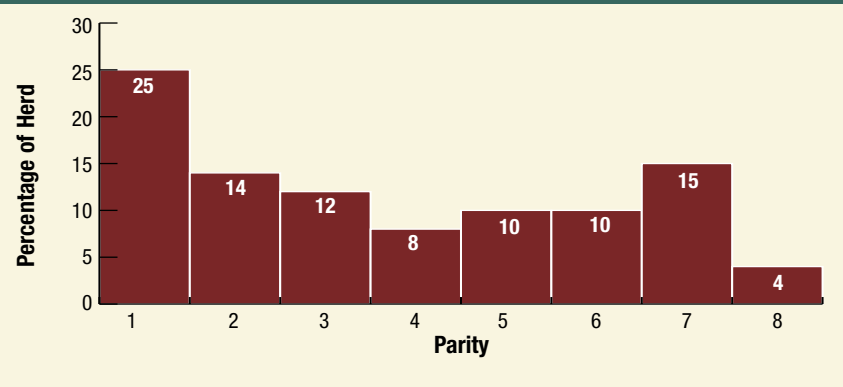


Figure 4. Parity Structure of a Commercial Sow Herd that is Undergoing Expansion

